



BREY-KRAUSE MANUFACTURING
 1209 W. LEHIGH ST., BETHLEHEM, PA 18018
 PHONE: 610-867-1401 FAX: 610-866-1433
 www.breykrause.com
 Brey-Krause Mfg. reserves the right to make changes in design and/or materials without formal notice and without incurring obligation.

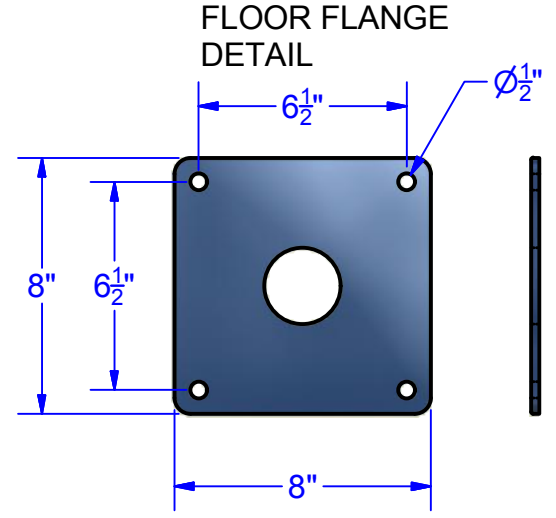
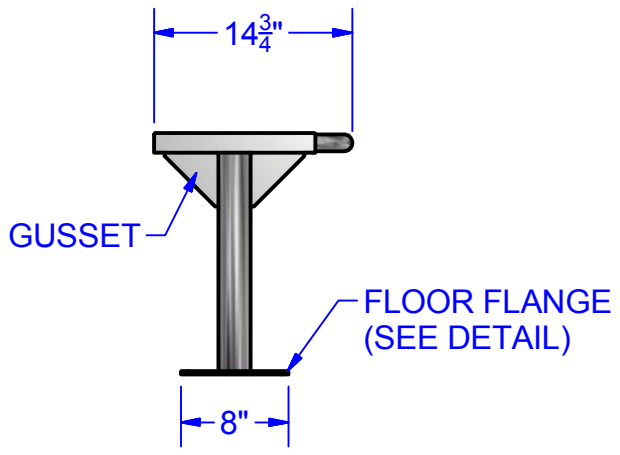
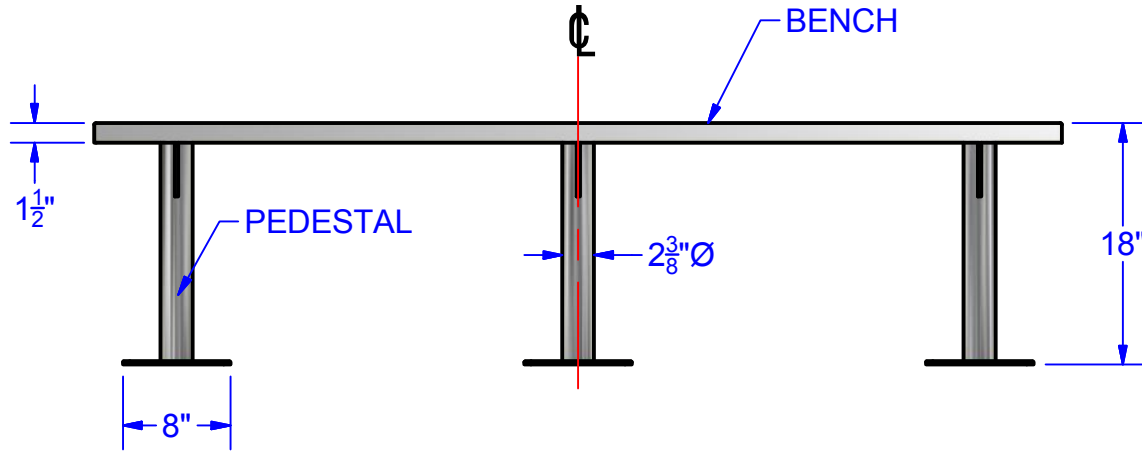
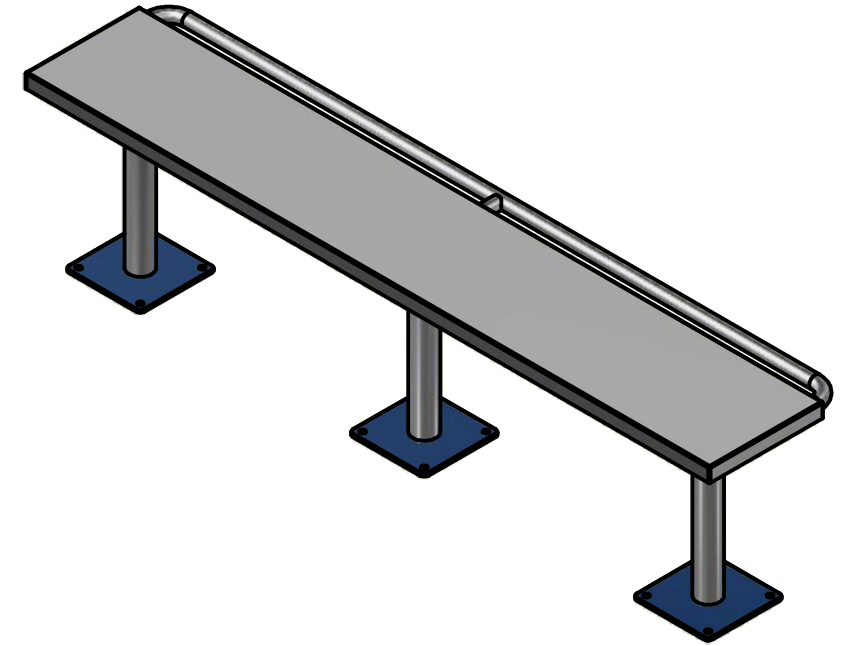
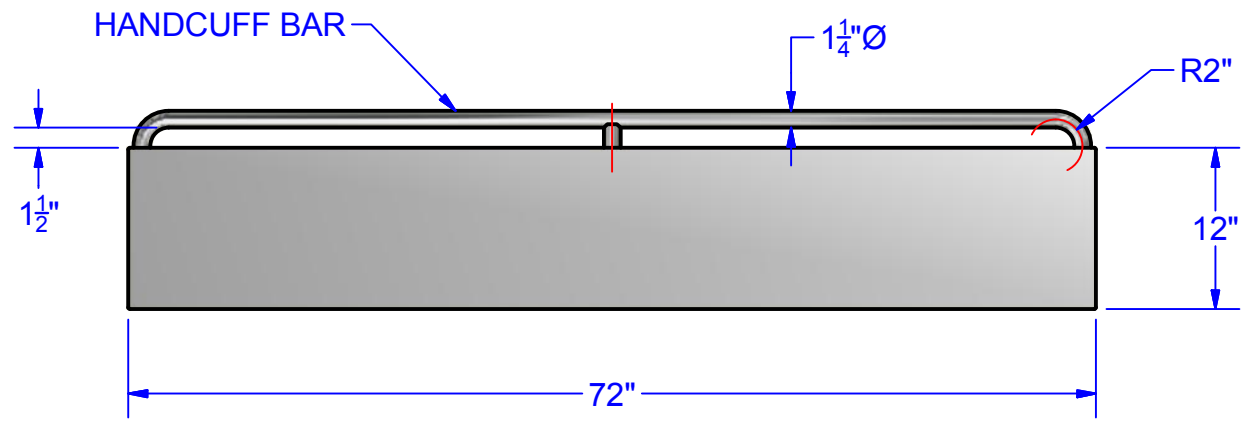
TECHNICAL DATA SHEET

S-4096-72-SS

72" DETENTION BENCH WITH HANDCUFF BAR

DRAWN BY: dmartin	DATE: 4/20/2015	B
TOLERANCES (UNLESS OTHERWISE SPECIFIED)		
FRACTIONAL : ± 3/16"	X.XX : ± 0.010	
∠ : ± 1°	X.XXX : ± 0.005	
	X.XXXX : ± 0.0002	

FILE: S-4096-72-SS TECH DATA



CONSULT LOCAL AND NATIONAL ACCESSIBILITY CODES FOR PROPER INSTALLATION GUIDELINES.
 CONFORMITY AND COMPLIANCE TO LOCAL AND NATIONAL CODES IS THE RESPONSIBILITY OF THE INSTALLER.
 DETENTION BENCH IS ONLY AS STRONG AS THE ANCHORING DEVICES AND THE FLOOR ON WHICH IT IS MOUNTED TO.

CONSTRUCTION:
BENCH: 12 GAUGE TYPE 304 STAINLESS STEEL. CORNERS WELDED AND GROUND SMOOTH. 1 1/2" RETURNS ALL AROUND.
FLOOR FLANGE: 1/4" TYPE 304 STAINLESS STEEL. WELDED TO PEDESTALS.
PEDESTALS: 2" SCHEDULE 40 TYPE 304 STAINLESS STEEL PIPE. WELDED TO 1 1/4" SQUARE TUBES AND 12 GAUGE PLATE UNDER BOTTOM OF BENCH.
HANDCUFF BAR: 1 1/4"Ø X .110 WALL TYPE 304 STAINLESS STEEL TUBE. WELDED TO BENCH WITH CENTER SUPPORT.
FINISH: SATIN #4

GUIDE SPECIFICATION:
 DETENTION BENCH 12" WIDE X 72" LONG.
 HANDCUFF BAR ATTACHED.
 EXPOSED FLOOR MOUNTING.
 FULLY WELDED CONSTRUCTION

INSTALLATION:
 USE FLOOR FLANGES AS A TEMPLATE TO MARK AND LOCATE MOUNTING HOLES.
 SECURE TO FLOOR USING APPROPRIATE FASTENERS AND ANCHORS (NOT PROVIDED).